

HOW TO GET STARTED

PLANTING ZONE

Start by confirming the proper planting zone for your garden.

[Find Your Planting Zone](#)

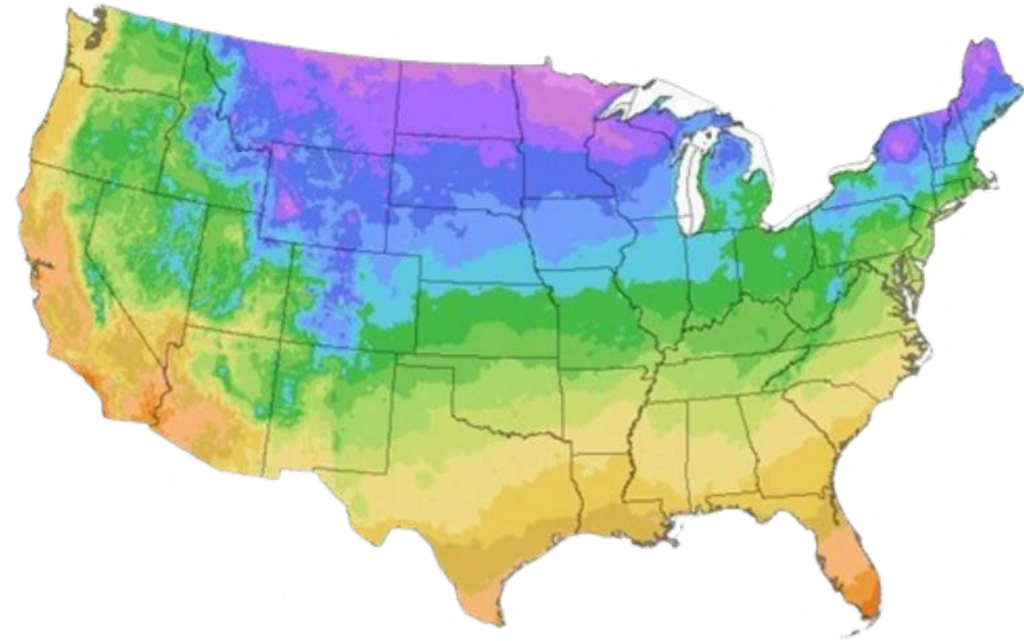
PLANTING CHART VS GARDEN GUIDES

The Kellogg Garden Zone Planting Charts will guide you in when to sow, plant, and harvest individual vegetables by hardiness zone. Along with your planting chart, we have included resource links to help you grow bountiful gardens.

The Kellogg Garden Organic Gardening Guides include detailed information and resources on how, why, and what to do in your gardens as well as advice on planting, growing, and harvesting individual plants throughout the year.

1a

1b



ORGANIC GARDENING GUIDES

[MONTHLY ORGANIC GARDEN GUIDE BY ZONE](#)

[CONTAINER GARDENING GUIDE](#)

[COMPANION PLANTING GUIDE](#)

[FALL AND WINTER GARDENING GUIDE](#)

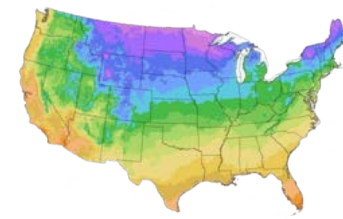
[GARDEN HARVESTING GUIDE](#)

[MONTHLY ORGANIC FLOWER GARDENING GUIDE](#)

Organic Gardening:

Zone 1 Planting Chart - Herbs

1a
1b



Plant	Seeds	Plants	ZONE 1												Avg. First Frost		Sep. 1-30		Avg. Last Frost		May 1-31					
			JAN	FEB	MAR	APR	MAY	JUN	JUL	AUG	SEP	OCT	NOV	DEC	Ideal Soil Temp	Seed Depth	Plant Spacing	Row Spacing	Sun Exposure	Days to Sprout	Days to Maturity	Mature Height	Plant Type			
Basil	Direct Sow	Transplant																70 F	1/4"	1"	12"	8-12 hrs Full Sun	8-10 days	60-90 days	18-24"	Annual
Catnip	Direct Sow																	70-80 F	1/4"	2-3 seeds per inch	18-20"	8-12 hrs Full Sun	14-40 days	75 days	12-36"	Perennial
Chives	Direct Sow	Transplant																59-68 F	1/8"	Scatter thinly	12"	8-12 hrs Full Sun	7-14 days	84 days	12-18"	Perennial
Cilantro (Slow Bolt)	Direct Sow																	50-85 F	1/4"	2"	6-8"	Full Sun/ Partial Shade	7-14 days	45 days	2-3'	Annual
Coriander	Direct Sow																	60 F +	3/8"	2"	8-10"	Partial Shade	14-21 days	65 days	12-36"	Annual
Dill	Direct Sow																	60 F +	1/4"	4 seeds per 12"	12"	Full Sun/ Partial Shade	7-14 days	7-21 days	2-4'	Perennial
Fennel	Direct Sow																	60-90 F	1/2"	Scatter thinly	12"	8-12 hrs Full Sun	7-10 days	90-115 days	6'	Perennial
Marjoram		Transplant																70 F	3x seed diameter	2"	6-12"	Full Sun	14-21 days	70-90 days	12"	Tender Perennial
Mint		Transplant																70 F	1/8"	18"	18-24"	Partial Shade	10-16 days	90 days	1-3'	Perennial

NOTES

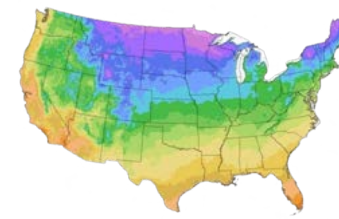
RESOURCES

- [HERB GARDENING BLOG](#)
- [10 UNIQUE BASIL VARIETIES](#)
- [GROWING BASIL: PLANTING & CARE TIPS](#)
- [GROWING CILANTRO: PLANTING & CARE TIPS](#)
- [GROWING DILL: PLANTING & CARE TIPS](#)
- [CALENDULA FLOWER: COMPANION PLANTS, BENEFITS & CARE](#)
- [GROWING HERBS IN CONTAINERS](#)
- [MEDICINAL HERBS TO GROW](#)
- [BENEFITS OF COMPANION PLANTING](#)
- [HOW TO START A SMALL HERB SPIRAL GARDEN](#)
- [BEST WAYS TO PLANT AN INDOOR HERB GARDEN](#)
- [GROWING QUEEN ANNE'S LACE](#)

Organic Gardening:

Zone 1 Planting Chart - Herbs

1a
1b



Plant	Seeds	Plants	ZONE 1												Avg. First Frost		Sep. 1-30		Avg. Last Frost		May 1-31					
			JAN	FEB	MAR	APR	MAY	JUN	JUL	AUG	SEP	OCT	NOV	DEC	Ideal Soil Temp	Seed Depth	Plant Spacing	Row Spacing	Sun Exposure	Days to Sprout	Days to Maturity	Mature Height	Plant Type			
Mustard	Direct Sow																	40-45+ F	1/2-1"	2"	6-18"	8-12 hrs Full Sun	8-10 days	85-90 days	6-20'	Annual
Oregano		Transplant																50+ F	1/8"	Scatter thinly	12"	6-12 hrs Full Sun	8-10 days	85 days	12-18"	Perennial
Parsley	Direct Sow	Transplant																75 F	1/4"	1"	8"	8-12 hrs Full Sun	15-20 days	70-90 days	12-18"	Biennial
Rosemary		Transplant																65+ F	1/4-1/8"	1 per pot	18-36"	6-8 hours	15-25 days	90 days	3'	Perennial
Sage	Direct Sow	Transplant																70 F +	1/8"	2-3 seeds per area	18"	8-12 hrs Full Sun	7-14 days	730 days	2-3'	Perennial
Stevia	Direct Sow	Transplant																50-60 F	1/4"	3-4 seeds per 10"	10-12"	Partial Shade	7-21 days	40 days	24"	Tender Perennial
Tarragon	Direct Sow	Transplant																60-70 F	1/2"	6 seeds per pot	18-24"	8-12 hrs Full Sun	10-14 days	85 days	18-36"	Perennial
Thyme		Transplant																70 F	1/4"	Thinly scatter	9"	Full Sun	14-20 days	80 days	6-24"	Perennial

NOTES

RESOURCES

- [GROWING OREGANO: PLANTING & CARE TIPS](#)
- [GROWING SAGE PLANTS: CARE, TIPS & MORE](#)
- [HOW TO GROW THYME & THYME PLANTS](#)
- [THYME VARIETIES TO TRY](#)
- [BEST WAYS TO PROTECT PLANTS FROM THE HEAT](#)
- [BORAGE: USES, BENEFITS & COMPANION PLANTING](#)
- [COMPANION PLANTS FOR HERBS IN POTS](#)
- [BEST POTS & PLANTERS FOR CONTAINER GARDENING](#)
- [TIPS ON GROWING FROM ORGANIC PLANT SEEDS](#)
- [HOW TO HARVEST HERBS](#)
- [GARDEN SOIL PREPARATION FOR PLANTING SEEDS](#)
- [HOW TO GROW ECHINACEA CONEFLOWERS](#)

Garden Calendar

MONTH

Sunday

Monday

Tuesday

Wednesday

Thursday

Friday

Saturday

WATERING

FEEDING

PRUNING

Organic Gardening:

Kellogg Garden Products, family-owned and operated since its establishment in 1925 by our founder, H. Clay Kellogg, now spans four generations. The company continues its success as a steadfast business, guided by Mr. Kellogg's original core values: innovation, loyalty, experience, commitment, and generosity.

These values have led our company to seek the highest level of organic rigor in all its branded products.

In 2012, Kellogg Garden Products committed to strictly follow the USDA's National Organic Program (NOP) guidelines for manufacturing all Kellogg Garden Organics and G&B Organics branded soils and fertilizers.

Every ingredient and every process used to produce our branded products has been verified 100% compliant as organic, all the way back to the source, meeting all federal guidelines.



All our branded products are approved by the California Department of Food and Agriculture's stringent Organic Input Materials (OIM) program, as well as the Organic Materials Review Institute (OMRI)— the leading independent review agency accredited by the USDA NOP.

Kellogg is still the first and only manufacturer to have all our branded organic soils and fertilizers OIM approved and OMRI Listed, making Kellogg the first to offer Proven Organic soils and fertilizers that build life in the soil. Since 1925, we continue to strive to be the leading organic source helping people grow beautiful and healthy gardens - organically.



Kellogg Garden Products:



ORGANIC SOIL



ORGANIC LIQUID FERTILIZER



ORGANIC GRANULAR FERTILIZER

**G&B Organics Only Available in the Western United States



WWW.KELLOGGGARDEN.COM