

HOW TO GET STARTED

PLANTING ZONE

Start by confirming the proper planting zone for your garden.

[Find Your Planting Zone](#)

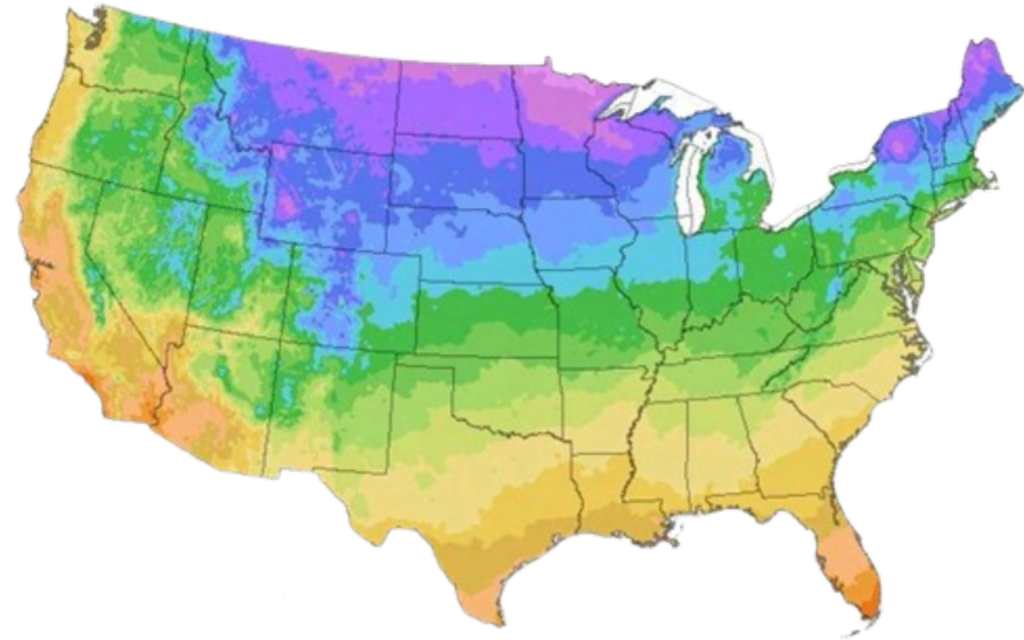
PLANTING CHART VS GARDEN GUIDES

The Kellogg Garden Zone Planting Charts will guide you in when to sow, plant, and harvest individual vegetables by hardiness zone. Along with your planting chart, we have included resource links to help you grow bountiful gardens.

The Kellogg Garden Organic Gardening Guides include detailed information and resources on how, why, and what to do in your gardens as well as advice on planting, growing, and harvesting individual plants throughout the year.

4a

4b



ORGANIC GARDENING GUIDES

[MONTHLY ORGANIC GARDEN GUIDE BY ZONE](#)

[CONTAINER GARDENING GUIDE](#)

[COMPANION PLANTING GUIDE](#)

[RAISED BED GARDENING GUIDE](#)

[GARDEN HARVESTING GUIDE](#)

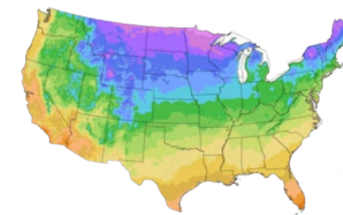
[MONTHLY ORGANIC FLOWER GARDENING GUIDE](#)

Organic Gardening:



Zone 4 Planting Chart - Fruits

4a
4b



			ZONE 4												Avg. First Frost		Sep. 1-30		Avg. Last Frost		May 1-31											
Plant	Seeds	Plants	Sow Seeds						Plant						Ideal Soil Temp		Seed Depth		Plant Spacing		Row Spacing		Sun Exposure		Days to Sprout		Days to Maturity		Mature Height		Plant Type	
			JAN	FEB	MAR	APR	MAY	JUN	JUL	AUG	SEP	OCT	NOV	DEC																		
Apples		Transplant				█	█	█	█	█								60-75 F	1/2-1"	25-30'	16-25'	8-12 hours Full Sun	8-10 days	150 days	10-30'	Perennial						
Blackberries		Transplant				█	█	█	█	█							70 F	1/4"	2'	7'	8-12 hours Full Sun	15-20 days	770 days	3-4'	Perennial							
Blueberries		Transplant				█	█	█	█	█							60-70+ F	1/8-1/4"	4-6'	8-10'	8-12 hours Full Sun	48-90 days	912 days	6'	Perennial							
Cantaloupes	Direct Sow	Transplant			█	█	█	█	█								60+ F	1"	18-24"	36"	8-12 hours Full Sun	4-10 days	90 days	8'	Annual							
Cherries		Transplant				█	█	█	█								85 F	1-2"	25'	30'	8-12 hours Full Sun	Varies	70 days	35'	Perennial							
Currants		Transplant				█	█	█	█								65-75 F	Press into soil	3-4'	6-8'	8-12 hours Full Sun	12-17 days	90 days	3-6'	Perennial							
Figs		Transplant															70-85 F	1/8"	20'	20'	8-12 hours Full Sun	1-2 weeks	1460 days	6-15'	Perennial							
Grapes		Transplant															70 F	3/4"	1 1/2"	4'	8-12 hours Full Sun	14 days	60 days	6-9'	Perennial							

NOTES

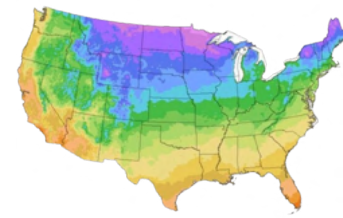
RESOURCES

- [WHEN AND HOW TO HARVEST YOUR FRUIT GARDEN](#)
- [BEST WAYS TO PLANT BLUEBERRY PLANTS](#)
- [TYPES OF FIGS TO GROW](#)
- [BERRY PICKING: WHEN TO PICK YOUR GARDEN BERRIES](#)
- [THE DRY FACTS: HOW TO DEHYDRATE FRUITS & VEGETABLES](#)
- [HOW TO START A FRUIT GARDEN](#)

Organic Gardening:

Zone 4 Planting Chart - Fruits

4a
4b



			ZONE 4												Avg. First Frost		Sep. 1-30		Avg. Last Frost		May 1-31		
Plant	Seeds	Plants	JAN	FEB	MAR	APR	MAY	JUN	JUL	AUG	SEP	OCT	NOV	DEC	Ideal Soil Temp	Seed Depth	Plant Spacing	Row Spacing	Sun Exposure	Days to Sprout	Days to Maturity	Mature Height	Plant Type
Honeydew	Direct Sow	Transplant				█	█	█	█						75-90 F	1"	24"	4-6'	8-12 hours Full Sun	8-10 days	50 days	8'	Annual
Peaches		Transplant			█	█	█			█					70 F	2-3"	20'	15'	8-12 hours Full Sun	12 weeks	1095 days	10-25'	Perennial
Pears		Transplant			█	█	█			█					65-75 F	1/2"	20'	15'	8-12 hours Full Sun	7-21 days	1095 days	25-50'	Perennial
Plums		Transplant			█	█	█			█					70-90 F	3"	20'	15'	8-12 hours Full Sun	4-12 weeks	120 days	20'	Perennial
Raspberries		Transplant			█	█	█			█					75-85 F	1/8- 1/4"	3-5'	6-8"	8-12 hours Full Sun	4-6 weeks	510 days	36-50"	Perennial
Strawberries		Transplant		█	█	█	█			█					40-60 F	1/2"	12-18"	3-4'	8-12 hours Full Sun	7-21 days	400 days	6-8"	Perennial
Watermelon	Direct Sow	Transplant			█	█	█			█					70+ F	1"	24-36"	72"	8-12 hours Full Sun	5-7 days	80 days	1-3'	Annual

NOTES

RESOURCES

- [HOW TO GROW MELONS IN YOUR SUMMER GARDEN](#)
- [RAISED BEDS OR IN-GROUND?: DIFFERENT WAYS TO GROW STRAWBERRIES](#)
- [STRAWBERRY COMPANION PLANTS](#)
- [HOW TO GROW A PEACH TREE](#)
- [RAISED BED GARDEN TIPS FOR GROWING LARGE FRUITS AND VEGETABLES](#)
- [FRUIT TREES: PLANTING, WATERING, FERTILIZING AND ORGANIC PEST CONTROL](#)

Garden Calendar

MONTH

Sunday

Monday

Tuesday

Wednesday

Thursday

Friday

Saturday

WATERING

FEEDING

PRUNING

	Sunday	Monday	Tuesday	Wednesday	Thursday	Friday	Saturday
WATERING							
FEEDING							
PRUNING							

Organic Gardening:

Kellogg Garden Products, family-owned and operated since its establishment in 1925 by our founder, H. Clay Kellogg, now spans four generations. The company continues its success as a steadfast business, guided by Mr. Kellogg's original core values: innovation, loyalty, experience, commitment, and generosity.

These values have led our company to seek the highest level of organic rigor in all its branded products.

In 2012, Kellogg Garden Products committed to strictly follow the USDA's National Organic Program (NOP) guidelines for manufacturing all Kellogg Garden Organics and G&B Organics branded soils and fertilizers.

Every ingredient and every process used to produce our branded products has been verified 100% compliant as organic, all the way back to the source, meeting all federal guidelines.



All our branded products are approved by the California Department of Food and Agriculture's stringent Organic Input Materials (OIM) program, as well as the Organic Materials Review Institute (OMRI)— the leading independent review agency accredited by the USDA NOP.

Kellogg is still the first and only manufacturer to have all our branded organic soils and fertilizers OIM approved and OMRI Listed, making Kellogg the first to offer Proven Organic soils and fertilizers that build life in the soil. Since 1925, we continue to strive to be the leading organic source helping people grow beautiful and healthy gardens - organically.



Kellogg Garden Products:



ORGANIC SOIL



ORGANIC LIQUID FERTILIZER



ORGANIC GRANULAR FERTILIZER

**G&B Organics Only Available in the Western United States



WWW.KELLOGGGARDEN.COM