

HOW TO GET STARTED

PLANTING ZONE

Start by confirming the proper planting zone for your garden.

[Find Your Planting Zone](#)

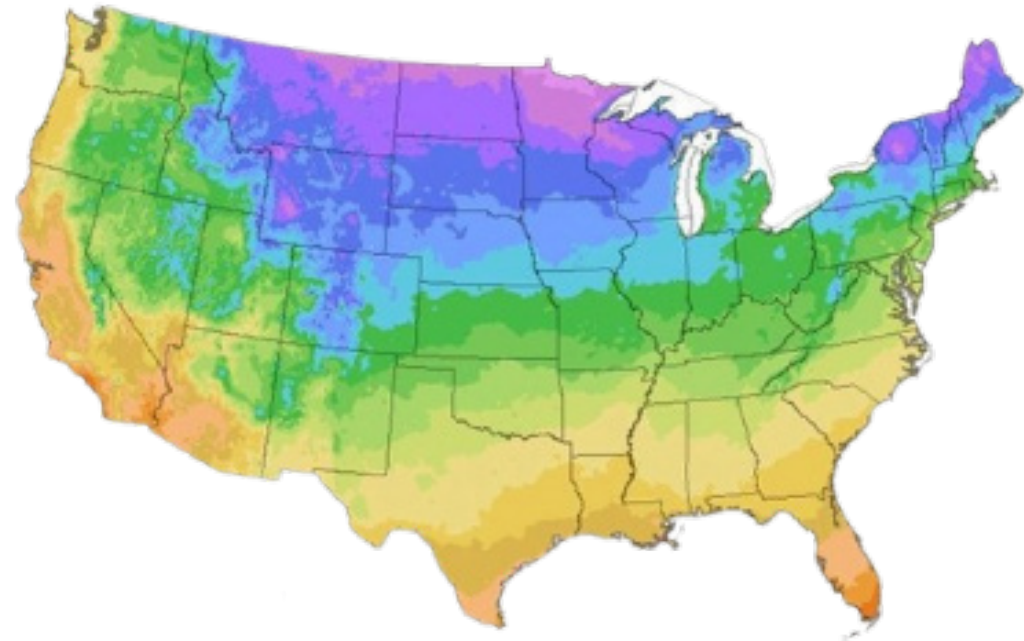
PLANTING CHART VS GARDEN GUIDES

The Kellogg Garden Zone Planting Charts will guide you in when to sow, plant, and harvest individual vegetables by hardiness zone. Along with your planting chart, we have included resource links to help you grow bountiful gardens.

The Kellogg Garden Organic Gardening Guides include detailed information and resources on how, why, and what to do in your gardens as well as advice on planting, growing, and harvesting individual plants throughout the year.

5a

5b



ORGANIC GARDENING GUIDES

[MONTHLY ORGANIC GARDEN GUIDE BY ZONE](#)

[CONTAINER GARDENING GUIDE](#)

[COMPANION PLANTING GUIDE](#)

[FALL AND WINTER GARDENING GUIDE](#)

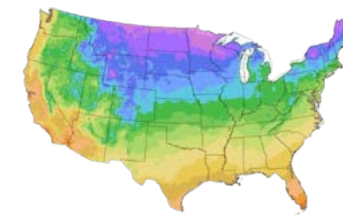
[GARDEN HARVESTING GUIDE](#)

[MONTHLY ORGANIC FLOWER GARDENING GUIDE](#)

Organic Gardening:

Zone 5 Planting Chart - Herbs

5a
5b



			ZONE 5												Avg. First Frost		Sep. 30 - Oct. 30		Avg. Last Frost		Mar. 30 - Apr. 30			
Plant	Seeds	Plants	Sow Seeds						Plant			Harvest			Ideal Soil Temp	Seed Depth	Plant Spacing	Row Spacing	Sun Exposure	Days to Sprout	Days to Maturity	Mature Height	Plant Type	
			JAN	FEB	MAR	APR	MAY	JUN	JUL	AUG	SEP	OCT	NOV	DEC										
Basil	Direct Sow	Transplant														70 F	1/4"	1"	12"	8-12 hrs Full Sun	8-10 days	60-90 days	18-24"	Annual
Catnip	Direct Sow															70-80 F	1/4"	2-3 seeds per inch	18-20"	8-12 hrs Full Sun	14-40 days	75 days	12-36"	Perennial
Chives	Direct Sow	Transplant														59-68 F	1/8"	Scatter thinly	12"	8-12 hrs Full Sun	7-14 days	84 days	12-18"	Perennial
Cilantro (Slow Bolt)	Direct Sow															50-85 F	1/4"	2"	6-8"	Full Sun/ Partial Shade	7-14 days	45 days	2-3'	Annual
Coriander	Direct Sow															60 F +	3/8"	2"	8-10"	Partial Shade	14-21 days	65 days	12-36"	Annual
Dill	Direct Sow															60 F +	1/4"	4 seeds per 12"	12"	Full Sun/ Partial Shade	7-14 days	7-21 days	2-4'	Perennial
Fennel	Direct Sow															60-90 F	1/2"	Scatter thinly	12"	8-12 hrs Full Sun	7-10 days	90-115 days	6'	Perennial
Goldenrod	Direct Sow	Transplant														68-75 F	1/8"	Scatter thinly	8-24"	8-12 hrs Full Sun	10-14 days	80 days	24-36"	Perennial
Lavender	Direct Sow	Transplant														65 F +	1/8"	5 seeds per 10"	1-3'	8-12 hrs Full Sun	7-21 days	90-200 days	1-2'	Perennial
Lavender (French - Purple Ribbon)	Direct Sow	Transplant														65 F +	1/8"	5 seeds per 10"	1-3'	6-12 hrs Full Sun	21-28 days	145 days	18"	Annual
Lavender Lavandula vera	Direct Sow	Transplant														70 F	1/8"	18"	12-20"	6-12 hrs Full Sun	14-21 days	145 days	18-36"	Perennial
Lemon Balm	Direct Sow	Transplant														65-70 F	1/8"	4 seeds per 18"	18"	6-12 hrs Full Sun	10-15 days	70 days	18-24"	Perennial

NOTES

RESOURCES

[HERB GARDENING BLOG](#)

[GROWING HERBS IN CONTAINERS](#)

[10 UNIQUE BASIL VARIETIES](#)

[MEDICINAL HERBS TO GROW](#)

[GROWING BASIL: PLANTING & CARE TIPS](#)

[BEST WAYS TO PLANT AN INDOOR HERB GARDEN](#)

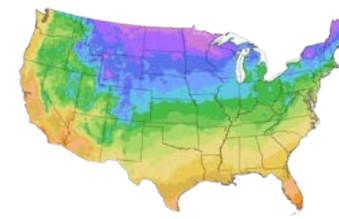
[GROWING CILANTRO: PLANTING & CARE TIPS](#)

[GROWING DILL: PLANTING & CARE TIPS](#)

Organic Gardening:

Zone 5 Planting Chart - Herbs

5a
5b



ZONE 5			Sow Seeds			Plant			Harvest			Avg. First Frost		Sep. 30 - Oct. 30		Avg. Last Frost		Mar. 30 - Apr. 30					
Plant	Seeds	Plants	JAN	FEB	MAR	APR	MAY	JUN	JUL	AUG	SEP	OCT	NOV	DEC	Ideal Soil Temp	Seed Depth	Plant Spacing	Row Spacing	Sun Exposure	Days to Sprout	Days to Maturity	Mature Height	Plant Type
Marjoram		Transplant													70 F	3x seed diameter	2"	6-12"	Full Sun	14-21 days	70-90 days	12"	Tender Perennial
Mint		Transplant													70 F	1/8"	18"	18-24"	Partial Shade	10-16 days	90 days	1-3'	Perennial
Mustard	Direct Sow														40-45+ F	1/2-1"	2"	6-18"	8-12 hrs Full Sun	8-10 days	85-90 days	6-20'	Annual
Oregano		Transplant													50+ F	1/8"	Scatter thinly	12"	6-12 hrs Full Sun	8-10 days	85 days	12-18"	Perennial
Parsley	Direct Sow	Transplant													75 F	1/4"	1"	8"	8-12 hrs Full Sun	15-20 days	70-90 days	12-18"	Biennial
Roselle (Red) Hibiscus sabdariffa		Transplant													75-85 F	1/4-1/2"	2"	24"	8-12 hrs Full Sun	7-14 days	120-160 days	7-8'	Perennial
Rosemary		Transplant													65+ F	1/4-1/8"	1 per pot	18-36"	6-8 hours	15-25 days	90 days	3'	Perennial
Sage	Direct Sow	Transplant													70 F +	1/8"	2-3 seeds per area	18"	8-12 hrs Full Sun	7-14 days	75 days	2-3'	Perennial
Stevia	Direct Sow	Transplant													50-60 F	1/4"	3-4 seeds per 10"	10-12"	Partial Shade	7-21 days	40 days	24"	Tender Perennial
Tarragon	Direct Sow	Transplant													60-70 F	1/2"	6 seeds per pot	18-24"	8-12 hrs Full Sun	10-14 days	85 days	18-36"	Perennial
Thyme		Transplant													70 F	1/4"	Thinly scatter	9"	Full Sun	14-20 days	80 days	6-24"	Perennial

NOTES

RESOURCES

[GROWING OREGANO: PLANTING & CARE TIPS](#)

[COMPANION PLANTS FOR HERBS IN POTS](#)

[GROWING SAGE PLANTS: CARE, TIPS & MORE](#)

[BEST POTS & PLANTERS FOR CONTAINER GARDENING](#)

[HOW TO GROW THYME & THYME PLANTS](#)

[TIPS ON GROWING FROM ORGANIC PLANT SEEDS](#)

[THYME VARIETIES TO TRY](#)

[HOW TO HARVEST HERBS](#)

[BEST WAYS TO PROTECT PLANTS FROM THE HEAT](#)

[GARDEN SOIL PREPARATION FOR PLANTING SEEDS](#)

Garden Calendar

MONTH

Sunday

Monday

Tuesday

Wednesday

Thursday

Friday

Saturday

WATERING

FEEDING

PRUNING

Organic Gardening:

Kellogg Garden Products, family-owned and operated since its establishment in 1925 by our founder, H. Clay Kellogg, now spans four generations. The company continues its success as a steadfast business, guided by Mr. Kellogg's original core values: innovation, loyalty, experience, commitment, and generosity.

These values have led our company to seek the highest level of organic rigor in all its branded products.

In 2012, Kellogg Garden Products committed to strictly follow the USDA's National Organic Program (NOP) guidelines for manufacturing all Kellogg Garden Organics and G&B Organics branded soils and fertilizers.

Every ingredient and every process used to produce our branded products has been verified 100% compliant as organic, all the way back to the source, meeting all federal guidelines.



All our branded products are approved by the California Department of Food and Agriculture's stringent Organic Input Materials (OIM) program, as well as the Organic Materials Review Institute (OMRI)— the leading independent review agency accredited by the USDA NOP.

Kellogg is still the first and only manufacturer to have all our branded organic soils and fertilizers OIM approved and OMRI Listed, making Kellogg the first to offer Proven Organic soils and fertilizers that build life in the soil. Since 1925, we continue to strive to be the leading organic source helping people grow beautiful and healthy gardens - organically.



Kellogg Garden Products:



ORGANIC SOIL



ORGANIC LIQUID FERTILIZER



ORGANIC GRANULAR FERTILIZER

**G&B Organics Only Available in the Western United States



WWW.KELLOGGARDEN.COM