

HOW TO GET STARTED

PLANTING ZONE

Start by confirming the proper planting zone for your garden.

[Find Your Planting Zone](#)

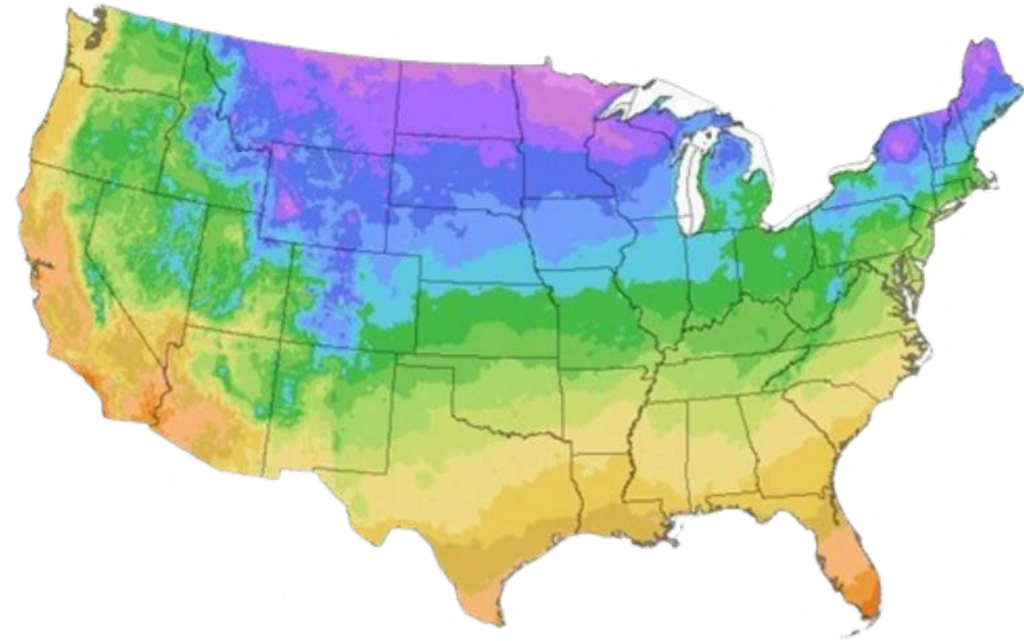
PLANTING CHART VS GARDEN GUIDES

The Kellogg Garden Zone Planting Charts will guide you in when to sow, plant, and harvest individual vegetables by hardiness zone. Along with your planting chart, we have included resource links to help you grow bountiful gardens.

The Kellogg Garden Organic Gardening Guides include detailed information and resources on how, why, and what to do in your gardens as well as advice on planting, growing, and harvesting individual plants throughout the year.

8a

8b



ORGANIC GARDENING GUIDES

[MONTHLY ORGANIC GARDEN GUIDE BY ZONE](#)

[CONTAINER GARDENING GUIDE](#)

[COMPANION PLANTING GUIDE](#)

[FALL AND WINTER GARDENING GUIDE](#)

[GARDEN HARVESTING GUIDE](#)

[MONTHLY ORGANIC FLOWER GARDENING GUIDE](#)

Organic Gardening:



8a
8b



Zone 8 Planting Chart - Companion Flowers

			ZONE 8												Avg. First Frost		Oct. 30 - Nov. 30		Avg. Last Frost		Feb. 22 - Mar. 30				
Plant	Seeds	Plants	Sow Seeds					Plant					Harvest		Ideal Soil Temp	Seed Depth	Plant Spacing	Row Spacing	Sun Exposure	Days to Sprout	Days to Maturity	Mature Height	Plant Type		
			JAN	FEB	MAR	APR	MAY	JUN	JUL	AUG	SEP	OCT	NOV	DEC											
Beans (Scarlet Runner Pole)	Direct Sow																80 F	2-3"	4-6"	6"	6-12 hrs Full Sun	7-14 days	70-115	72-108"	Annual
Borage	Direct Sow																70 F	1/4-1/2"	12"	18-24"	Full Sun / Lt Shade	5-15 days	55 days	3'	Annual
Butterfly Bush		Transplant															70 F	Press seed surface	2-3 seeds per pot	5-10'	8-12 hrs Full Sun	20-30 days	730 days	6-10'	Perennial
Calendula	Direct Sow	Transplant															60+ F	1/4"	6"	6-12"	Full Sun / Lt Shade	10-15 days	45-60 days	18-24"	Annual
Catnip	Direct Sow																70-80 F	1/4"	2-3 seeds per inch	18-20"	8-12 hrs Full Sun	14-40 days	75 days	12-36"	Perennial
Cleome	Direct Sow	Transplant															68+ F	Surface	Scatter Thinly	18"	Full Sun / Lt Shade	7-21 days	70-80 days	1.5-5'	Annual
Clover	Direct Sow																45-80 F	1/4-1/2"	2"	3-4"	6-12 hrs Full Sun	7-10 days	60-70 days	4-8"	Annual
Coneflower		Transplant															60-90 F	1/4-1/2"	4-6"	8-10"	4-12 hrs Full Sun	10-15 days	105 days	2-4'	Perennial
Cosmos	Direct Sow	Transplant															60 F	1/4"	12-18"	24"	Full Sun	5-10 days	49 days	1-7'	Perennial
Gomphrena	Direct Sow	Transplant															70-78 F	1/8-1/4"	Thinly scatter	6-8"	8-12 hrs Full Sun	5-14 days	85-100 days	18"	Perennial

NOTES

RESOURCES

- [EVERYTHING TO KNOW ABOUT APHIDS](#)
- [PLANTS FOR ATTRACTING HONEY BEES TO YOUR GARDEN](#)
- [ALL ABOUT ALYSSUM: GARDENING TIPS & TRICKS](#)
- [COMPANION PLANTING TO ATTRACT POLLINATORS](#)
- [PERMACULTURE GARDEN](#)
- [7 FLOWERS YOU CAN EAT](#)

Organic Gardening:



8a

8b



Zone 8 Planting Chart - Companion Flowers

Plant	Seeds	Plants	ZONE 8												Avg. First Frost		Oct. 30 - Nov. 30		Avg. Last Frost		Feb. 22 - Mar. 30		
			JAN	FEB	MAR	APR	MAY	JUN	JUL	AUG	SEP	OCT	NOV	DEC	Ideal Soil Temp	Seed Depth	Plant Spacing	Row Spacing	Sun Exposure	Days to Sprout	Days to Maturity	Mature Height	Plant Type
Marigolds	Direct Sow	Transplant	[Gardening calendar bars for Marigolds]												65 F	1/4"	Scatter Thinly	8-18"	6-12 hrs Full Sun	5-10 days	50-80 days	6-18"	Annual
Milkweed	Direct Sow	Transplant	[Gardening calendar bars for Milkweed]												65-70 F	1/4-1/2"	Thinly Scatter	12-24"	6-12 hrs Full Sun	14-21 days	1 year	2-4'	Perennial
Nasturtium	Direct Sow	Transplant	[Gardening calendar bars for Nasturtium]												70 F	1/2-1"	3"	12"	6-12 hrs Full Sun	10-12 days	55-70 days	6"-3' Vines	Annual
Nicotiana	Direct Sow	Transplant	[Gardening calendar bars for Nicotiana]												70+ F	1/8"	Scatter Thinly	2-3'	6-12 hrs Full Sun	14-21 days	100-130 days	3-5'	Perennial
Quinoa	Direct Sow		[Gardening calendar bars for Quinoa]												65-75 F	1/8"	2 seeds per 12-18"	12-18"	Full Sun	3-4 days	90-120 days	4'	Perennial
Sweet Pea	Direct Sow		[Gardening calendar bars for Sweet Pea]												55-65 F	1"	1-2"	6"	8-12 hrs Full Sun	10-21 days	75-90 days	1-3'	Annual
Veronica	Direct Sow	Transplant	[Gardening calendar bars for Veronica]												68-74 F	1/2-1"	6-12"	16-20"	8-12 hrs Full Sun	10-21 days	60 days	14-16"	Perennial
Yarrow	Direct Sow	Transplant	[Gardening calendar bars for Yarrow]												68 F	Surface	Scatter Thinly	12"	6-12 hrs Full Sun	14-21 days	120 days	6"-3'	Perennial
Zinnia	Direct Sow	Transplant	[Gardening calendar bars for Zinnia]												80-85 F	1/4"	Scatter Thinly	9-12"	8-12 hrs Full Sun	4-6 days	60-70 days	3-4'	Annual

NOTES

RESOURCES

- [LANDSCAPE GARDEN DESIGNS FOR A POTAGER GARDEN](#)
- [CALENDULA FLOWER: COMPANION PLANTS](#)
- [GROWING NASTURTIUM: TIPS & TRICKS](#)

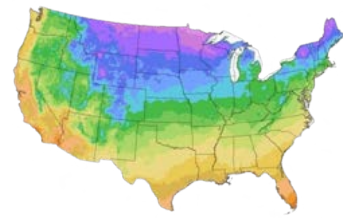
- [BORAGE: USES, BENEFITS & COMPANION PLANTING](#)
- [HOW TO GROW ECHINACEA CONEFLOWERS](#)
- [HOW TO CARE FOR & GROW MARIGOLD](#)

Organic Gardening:



8a

8b



Zone 8 Planting Chart - Native Flowers

			ZONE 8												Avg. First Frost		Oct. 30 - Nov. 30		Avg. Last Frost		Feb. 22 - Mar. 30			
Plant	Seeds	Plants	Sow Seeds					Plant					Harvest		Ideal Soil Temp	Seed Depth	Plant Spacing	Row Spacing	Sun Exposure	Days to Sprout	Days to Maturity	Mature Height	Plant Type	
			JAN	FEB	MAR	APR	MAY	JUN	JUL	AUG	SEP	OCT	NOV	DEC										
Baby's Breath	Direct Sow	Transplant														70 F	1/4"	Scatter seeds	18"	8-12 hrs Full Sun	7-10 days	50-60 days	12-18"	Annual
Black-Eyed Susan	Direct Sow	Transplant														60 F	Surface	Scatter	18-30"	Full Sun/ Lt. Shade	5-21 days	120 days	18"-4'	Perennial
Blue Flax	Direct Sow															45-50 F	1/8"	3-6"	12-18"	Full Sun	20-30 days	120-140 days	18-30"	Perennial
Columbine	Direct Sow	Transplant														68-72 F	1/4"	2-4"	14-28"	Full Sun/ Lt. Shade	22-30	120-180 days	1-2'	Perennial
Coneflower		Transplant														60-90 F	1/4-1/2"	4-6"	18-24"	4-12 hrs Full Sun	10-15 days	105 days	2-4'	Perennial
Cosmos	Direct Sow	Transplant														60 F	1/4"	Scatter Seeds	12-18"	8-12 hrs Full Sun	5-7 days	60 days	18-60"	Annual
Gaillardia (Indian Blanket)	Direct Sow	Transplant														50-65 F	1/8"	Scatter seeds	14-16"	6-12 hrs Full Sun	14-21 days	50-65 days	1-3'	Annual
Mexican Hat	Direct Sow	Transplant														70 F	1/4"	4-6"	12-18"	Full Sun/ Part Shade	10-21 days	75-90 days	15-24"	Perennial
Poppy	Direct Sow															55-70 F	Surface	2-3"	8-12"	6-12 hrs Full Sun	7-30 days	90 days	6"-3'	Annual

NOTES

RESOURCES

- [SUNFLOWER VARIETIES](#)
- [THE IMPORTANCE OF NATIVE PLANTS](#)
- [HOW TO START YOUR NATIVE LANDSCAPE DESIGN](#)
- [GROWING QUEEN ANNE'S LACE](#)
- [WHAT IS THE BEST WAY TO PLANT AZALEAS](#)
- [FALL FLOWERS TO PLANT FOR POLLINATORS](#)



Organic Gardening:

Zone 8 Planting Chart - Native Flowers

8a

8b



ZONE 8			Sow Seeds		Plant		Harvest		Avg. First Frost		Oct. 30 - Nov. 30		Avg. Last Frost		Feb. 22 - Mar. 30								
Plant	Seeds	Plants	JAN	FEB	MAR	APR	MAY	JUN	JUL	AUG	SEP	OCT	NOV	DEC	Ideal Soil Temp	Seed Depth	Plant Spacing	Row Spacing	Sun Exposure	Days to Sprout	Days to Maturity	Mature Height	Plant Type
Shasta Daisy		Transplant													65-80 F	1/8"	6-8"	24-36"	6-12 hrs Full Sun	21-28 days	70 days	12-36"	Perennial
Siberian Wallflower	Direct Sow	Transplant													65-70 F	1/8"	4-6"	6-8"	6-12 hrs Full Sun	10-30 days	70 days	10-18"	Hardy Biennial
Strawflower		Transplant													60 F	1/16"	Scatter Thinly	14-18"	Full Sun/Part Sun	14-21	120 days	2-3'	Annual
Sunflower	Direct Sow	Transplant													55-60 F	1/2"	6"	12-24"	8-12 hrs Full Sun	6-10 days	80-120 days	6-10' +	Annual
Sweet Pea	Direct Sow														55-65 F	1"	1-2"	6"	8-12 hrs Full Sun	10-21 days	75-90 days	1-3'	Annual
Tuberose		Transplant													70 F +	2-4"	6-8"	6-8"	6-12 hrs Full Sun	10-12 days	90-120 days	4'	Perennial Bulb
Tulips		Transplant													60-68 F +	3-4"	4-6"	4-6"	6-12 hrs Full Sun		105 days	12"	Perennial
Verbena		Transplant													65-75 F	Surface	Scatter Seeds	10-12"	Full Sun/Lt. Shade	20-30 days	90 days	12"	Annual
Yarrow		Transplant													68 F	Surface	Scatter Thinly	12"	6-12 hrs Full Sun	14-21 days	120 days	6"-3'	Perennial

NOTES

RESOURCES

[HOW TO START A WILDFLOWER GARDEN](#)

[PLANTING A HONEY BEE'S FLOWER GARDEN](#)

[CREATING A POLLINATOR GARDEN](#)

[3 TIPS FOR PRUNING PERENNIALS](#)

[HOW TO PLANT, GROW, AND CARE FOR DAISY FLOWERS](#)

[5 TIPS FOR GROWING AND HARVESTING SUNFLOWER SEEDS](#)

Organic Gardening:



8a
8b



Zone 8 Planting Chart - Cut Flowers

			ZONE 8												Avg. First Frost		Oct. 30 - Nov. 30		Avg. Last Frost		Feb. 22 - Mar. 30				
Plant	Seeds	Plants	Sow Seeds					Plant				Harvest				Ideal Soil Temp	Seed Depth	Plant Spacing	Row Spacing	Sun Exposure	Days to Sprout	Days to Maturity	Mature Height	Plant Type	
			JAN	FEB	MAR	APR	MAY	JUN	JUL	AUG	SEP	OCT	NOV	DEC											
Baby's Breath	Direct Sow																70 F	1/4"	Sprinkle	18"	8-12 hrs Full Sun	7-10 days	50-60 days	12-18"	Annual
Bee Balm	Direct Sow	Transplant															45 + F	1/4-1/2"	scatter seeds	12"	8-12 hrs Full Sun	14-28 days	110-120 days	4'	Perennial
Black-Eyed Susan	Direct Sow	Transplant															60 F	Surface	Scatter	18-30"	Full Sun/ Lt. Shade	5-21 days	120 days	18"-4'	Perennial
Cannas		Transplant															60 F	1/4"	12"	12-24"	8-12 hrs Full Sun	7-14 days	100 days	3-10'	Perennial
Canterbury Bells	Direct Sow	Transplant															65-70 F	1/8"	8 seeds per 6-24"	6-24"	Full Sun / Lt. Shade	15-20 days	Spg - Sum Bloom	2'-3'	Biennial
Carnations	Direct Sow	Transplant															60-75 F	1/8"	2-3 seeds per 12"	12"	Full Sun/ Lt. Shade	14-21 days	135 days	24"	Perennial
Celosia		Transplant															60 F	1/8"	4"	6-12"	8-12 hrs Full Sun	7-14 days	93 days	32-48"	Perennial in Zone 10
Columbine	Direct Sow	Transplant															68-72 F	1/4"	2-4"	14-28"	Full Sun/ Lt. Shade	22-30 days	120-180 days	1-2'	Perennial
Coneflower		Transplant															60-90 F	1/8"	4-6"	18-24"	4-12 hrs Full Sun	10-15 days	105 days	2-4'	Perennial
Cosmos	Direct Sow	Transplant															60 F	1/4"	12-18"	24"	Full Sun	5-10 days	49 Days	1-7'	Perennial
Daffodils		Transplant															55 F	2-4"	4-6"	4-6"	8-12 hrs Full Sun	1-2 weeks after chill	Varies	12"	Perennial

NOTES

RESOURCES

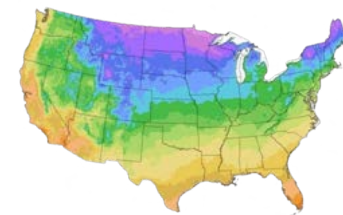
- [HOW TO START A FLOWER GARDEN FOR CENTERPIECES](#)
- [THE BEST WAY TO PLANT AMARYLLIS BULBS](#)
- [BEST WAY TO PLANT FLOWERS FROM POTS](#)
- [COMPANION PLANTS FOR ROSES](#)
- [BULBS TO PLANT IN FALL](#)
- [FALL MUMS](#)

Organic Gardening:



8a

8b



Zone 8 Planting Chart - Cut Flowers

			ZONE 8												Avg. First Frost		Oct. 30 - Nov. 30		Avg. Last Frost		Feb. 22 - Mar. 30				
Plant	Seeds	Plants	Sow Seeds					Plant					Harvest		Ideal Soil Temp	Seed Depth	Plant Spacing	Row Spacing	Sun Exposure	Days to Sprout	Days to Maturity	Mature Height	Plant Type		
			JAN	FEB	MAR	APR	MAY	JUN	JUL	AUG	SEP	OCT	NOV	DEC											
Dahlias		Transplant															60 F +	1/2"	4"	12-18"	8-12 hrs Full Sun	7-12 days	90 days	16"	Annual
Delphiniums		Transplant															65-85 F	1/8"	6-8"	24-36"	Full Sun/Lt. Shade	10-16 days	115 days	up to 6'	Annual
Gladiolus		Transplant															65-75 F	1/2"	4"	4-6"	8-12 hrs Full Sun	10-14 days	80 days	2-6'	Perennial
Gomphrena	Direct Sow	Transplant															70-78 F	1/8-1/4"	Thinly scatter	6-8"	8-12 hrs Full Sun	5-14 days	85-100 days	18"	Perennial
Hydrangea		Transplant															60+ F	Surface	scatter seeds	3-4'	Partial Sun	14 days	186 days	6-15'	Perennial
Phlox	Direct Sow	Transplant															74 F	1/8"	2"	18"	8-12 hrs Full Sun	11-21 days	58 days	3-4'	Perennial
Roses		Transplant															45+	1/4"	2"	30-36"	8-12 hrs Full Sun	14-21 days	105 days	8"-6'	Perennial
Shasta Daisies		Transplant															80-85 F	1/4"	6"	18"	8-12 hrs Full Sun	4-6 days	105 days	12-24"	Perennial
Sunflowers	Direct Sow	Transplant															55-60 F	1/2"	6"	12-24"	8-12 hrs Full Sun	6-10 days	80-120 days	6-10' +	Annual
Yarrow	Direct Sow	Transplant															68 F	Surface	Thinly Scatter	12"	6-12 hrs Full Sun	14-21 days	143 days	6"-3'	Perennial
Zinnia	Direct Sow	Transplant															80-85 F	1/4"	Thinly Scatter	9-12"	8-12 hrs Full Sun	4-6 days	60-70 days	12"-48"	Annual

NOTES

RESOURCES

[10 TIPS FOR FLOWER GARDEN DESIGNS](#)

[ROCK MULCH VS. WOOD MULCH FOR FLOWER BEDS](#)

[GARDENER'S GUIDE TO PLANTING TULIPS](#)

[PLANTING & GROWING RANUNCULUS](#)

[HOW TO START A ROSE GARDEN AT HOME](#)

[GROWING TIPS FOR COMMON ZINNIA VARIETIES](#)

Garden Calendar

MONTH

Sunday

Monday

Tuesday

Wednesday

Thursday

Friday

Saturday

WATERING

FEEDING

PRUNING

Organic Gardening:

Kellogg Garden Products, family-owned and operated since its establishment in 1925 by our founder, H. Clay Kellogg, now spans four generations. The company continues its success as a steadfast business, guided by Mr. Kellogg's original core values: innovation, loyalty, experience, commitment, and generosity.

These values have led our company to seek the highest level of organic rigor in all its branded products.

In 2012, Kellogg Garden Products committed to strictly follow the USDA's National Organic Program (NOP) guidelines for manufacturing all Kellogg Garden Organics and G&B Organics branded soils and fertilizers.

Every ingredient and every process used to produce our branded products has been verified 100% compliant as organic, all the way back to the source, meeting all federal guidelines.



All our branded products are approved by the California Department of Food and Agriculture's stringent Organic Input Materials (OIM) program, as well as the Organic Materials Review Institute (OMRI)— the leading independent review agency accredited by the USDA NOP.

Kellogg is still the first and only manufacturer to have all our branded organic soils and fertilizers OIM approved and OMRI Listed, making Kellogg the first to offer Proven Organic soils and fertilizers that build life in the soil. Since 1925, we continue to strive to be the leading organic source helping people grow beautiful and healthy gardens - organically.



Kellogg Garden Products:



ORGANIC SOIL



ORGANIC LIQUID FERTILIZER



ORGANIC GRANULAR FERTILIZER

**G&B Organics Only Available in the Western United States



WWW.KELLOGGGARDEN.COM