

HOW TO GET STARTED

PLANTING ZONE

Start by confirming the proper planting zone for your garden.

[Find Your Planting Zone](#)

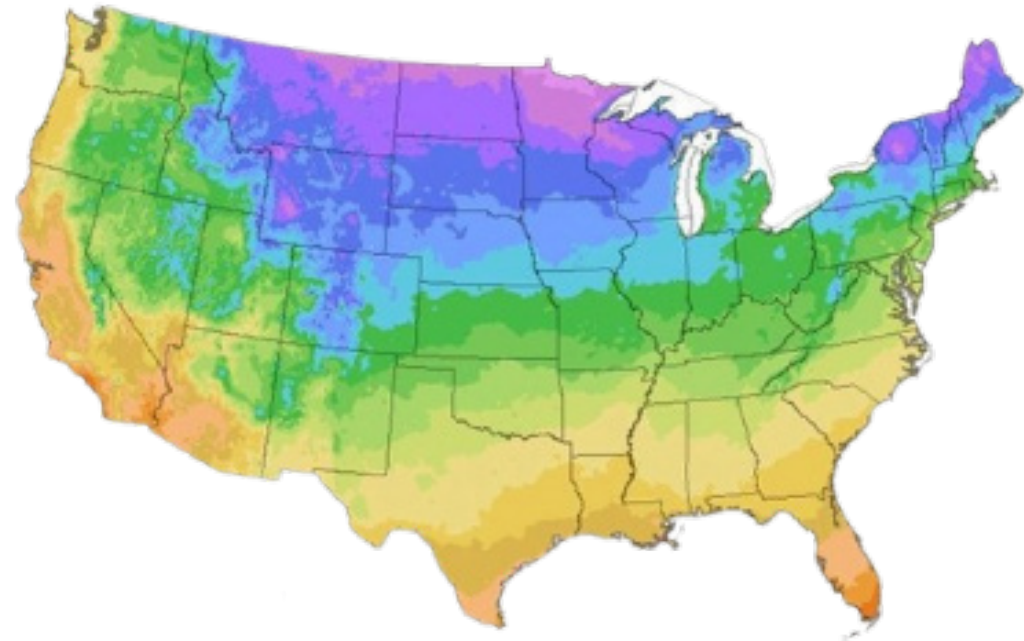
PLANTING CHART VS GARDEN GUIDES

The Kellogg Garden Zone Planting Charts will guide you in when to sow, plant, and harvest individual vegetables by hardiness zone. Along with your planting chart, we have included resource links to help you grow bountiful gardens.

The Kellogg Garden Organic Gardening Guides include detailed information and resources on how, why, and what to do in your gardens as well as advice on planting, growing, and harvesting individual plants throughout the year.

9a

9b



ORGANIC GARDENING GUIDES

[MONTHLY ORGANIC GARDEN GUIDE BY ZONE](#)

[CONTAINER GARDENING GUIDE](#)

[COMPANION PLANTING GUIDE](#)

[FALL AND WINTER GARDENING GUIDE](#)

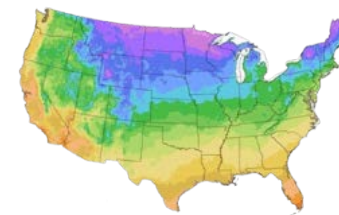
[GARDEN HARVESTING GUIDE](#)

[MONTHLY ORGANIC FLOWER GARDENING GUIDE](#)

Organic Gardening:



9a
9b



Zone 9 Planting Chart - Herbs

			ZONE 9												Avg. First Frost		Nov. 30 - Dec. 30		Avg. Last Frost		Jan. 30 - Feb. 28		
Plant	Seeds	Plants	Sow Seeds					Plant			Harvest				Ideal Soil Temp	Seed Depth	Plant Spacing	Row Spacing	Sun Exposure	Days to Sprout	Days to Maturity	Mature Height	Plant Type
			JAN	FEB	MAR	APR	MAY	JUN	JUL	AUG	SEP	OCT	NOV	DEC									
Basil	Direct Sow	Transplant																	8-12 hrs Full Sun	8-10 days	60-90 days	18-24"	Annual
Cilantro (Slow Bolt)	Direct Sow																		Full Sun/ Partial Shade	7-14 days	45 days	2-3'	Annual
Dill	Direct Sow																		Full Sun/ Partial Shade	7-14 days	7-21 days	2-4'	Perennial
Hedge Nettle	Direct Sow																		4-12 hrs Full Sun	14-21 days	90-110 days	1-4'	Perennial
Hyssop (Blue) Hyssopus officinalis	Direct Sow	Transplant																	6-12 hrs Full Sun	7-16 days	75-85 days	12-24"	Perennial
Lavender	Direct Sow	Transplant																	8-12 hrs Full Sun	7-21 days	90-200 days	1-2'	Perennial
Lavender (French - Purple Ribbon)	Direct Sow	Transplant																	6-12 hrs Full Sun	21-28 days	145 days	18"	Annual
Lavender Lavandula vera	Direct Sow	Transplant																	6-12 hrs Full Sun	14-21 days	145 days	18-36"	Perennial
Lemon Balm	Direct Sow	Transplant																	6-12 hrs Full Sun	10-15 days	70 days	18-24"	Perennial
Oregano		Transplant																	6-12 hrs Full Sun	8-10 days	85 days	12-18"	Perennial
Parsley	Direct Sow	Transplant																	8-12 hrs Full Sun	15-20 days	70-90 days	12-18"	Biennial
Roselle (Red) Hibiscus sabdariffa		Transplant																	8-12 hrs Full Sun	7-14 days	120-160 days	7-8'	Perennial
Sage	Direct Sow	Transplant																	8-12 hrs Full Sun	7-14 days	75 days	2-3'	Perennial

NOTES

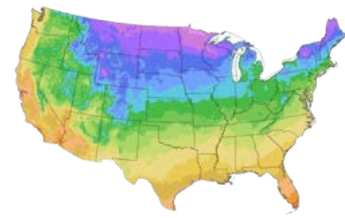
RESOURCES

- [HERB GARDENING BLOG](#)
- [10 UNIQUE BASIL VARIETIES](#)
- [GROWING BASIL: PLANTING & CARE TIPS](#)
- [GROWING CILANTRO: PLANTING & CARE TIPS](#)
- [GROWING HERBS IN CONTAINERS](#)
- [MEDICINAL HERBS TO GROW](#)
- [BEST WAYS TO PLANT AN INDOOR HERB GARDEN](#)
- [GROWING DILL: PLANTING & CARE TIPS](#)

Organic Gardening:



9a
9b



Zone 9 Planting Chart - Herbs

			ZONE 9												Avg. First Frost		Nov. 30 - Dec. 30		Avg. Last Frost		Jan. 30 - Feb. 28				
Plant	Seeds	Plants	Sow Seeds					Plant					Harvest		Ideal Soil Temp	Seed Depth	Plant Spacing	Row Spacing	Sun Exposure	Days to Sprout	Days to Maturity	Mature Height	Plant Type		
			JAN	FEB	MAR	APR	MAY	JUN	JUL	AUG	SEP	OCT	NOV	DEC											
Catnip	Direct Sow																70-80 F	1/4"	2-3 seeds per inch	18-20"	8-12 hrs Full Sun	14-40 days	75 days	12-36"	Perennial
Chives	Direct Sow	Transplant															59-68 F	3/8"	Scatter thinly	12"	8-12 hrs Full Sun	7-14 days	84 days	12-18"	Perennial
Coriander	Direct Sow																60 F +	3/8"	2"	8-10"	Partial Shade	14-21 days	65 days	12-36"	Annual
Stevia	Direct Sow	Transplant															50-60 F	1/4"	3-4 seeds per 10"	10-12"	Partial Shade	7-21 days	40 days	24"	Tender Perennial
Thyme		Transplant															70 F	1/4"	Thinly scatter	9"	Full Sun	14-20 days	80 days	6-24"	Perennial
Rosemary		Transplant															65+ F	1/4-1/8"	1 per pod	18-36"	6-8 hours	15-25 days	90 days	3'	Perennial
Mint		Transplant															70 F	1/8"	18"	18-24"	Partial Shade	10-16 days	90 days	1-3'	Perennial
Fennel	Direct Sow																60-90 F	1/2"	Scatter thinly	12"	8-12 hrs Full Sun	7-10 days	90-115 days	6'	Perennial
Mustard	Direct Sow																40-45+ F	1/2-1"	2"	6-18"	8-12 hrs Full Sun	8-10 days	85-90 days	6-20'	Annual
Scallions	Direct Sow																68-78 F	1/4"	1/2"	12-18"	8-12 hrs Full Sun	7-14 days	25 days	20"	Perennial
Tarragon		Transplant															60-70 F	1/2"	6 seeds per pot	18-24"	8-12 hrs Full Sun	10-14 days	85 days	18-36"	Perennial
Marjoram		Transplant															70 F	3x seed diameter	2"	6-12"	Full Sun	14-21 days	70-90 days	12"	Tender Perennial

NOTES

RESOURCES

[GROWING OREGANO: PLANTING & CARE TIPS](#)

[COMPANION PLANTS FOR HERBS IN POTS](#)

[GROWING SAGE PLANTS: CARE, TIPS & MORE](#)

[TIPS ON GROWING FROM ORGANIC PLANT SEEDS](#)

[HOW TO GROW THYME & THYME PLANTS](#)

[HOW TO HARVEST HERBS](#)

[THYME VARIETIES TO TRY](#)

[GARDEN SOIL PREPARATION FOR PLANTING SEEDS](#)



Garden Calendar

MONTH

Sunday

Monday

Tuesday

Wednesday

Thursday

Friday

Saturday

WATERING

FEEDING

PRUNING

Organic Gardening:

Kellogg Garden Products, family-owned and operated since its establishment in 1925 by our founder, H. Clay Kellogg, now spans four generations. The company continues its success as a steadfast business, guided by Mr. Kellogg's original core values: innovation, loyalty, experience, commitment, and generosity.

These values have led our company to seek the highest level of organic rigor in all its branded products.

In 2012, Kellogg Garden Products committed to strictly follow the USDA's National Organic Program (NOP) guidelines for manufacturing all Kellogg Garden Organics and G&B Organics branded soils and fertilizers.

Every ingredient and every process used to produce our branded products has been verified 100% compliant as organic, all the way back to the source, meeting all federal guidelines.



All our branded products are approved by the California Department of Food and Agriculture's stringent Organic Input Materials (OIM) program, as well as the Organic Materials Review Institute (OMRI)— the leading independent review agency accredited by the USDA NOP.

Kellogg is still the first and only manufacturer to have all our branded organic soils and fertilizers OIM approved and OMRI Listed, making Kellogg the first to offer Proven Organic soils and fertilizers that build life in the soil. Since 1925, we continue to strive to be the leading organic source helping people grow beautiful and healthy gardens - organically.



Kellogg Garden Products:



ORGANIC SOIL



ORGANIC LIQUID FERTILIZER



ORGANIC GRANULAR FERTILIZER

**G&B Organics Only Available in the Western United States



WWW.KELLOGGGARDEN.COM